


# Kaukauna Area

## FY 2014-2015 Annual Report (PI-1505)

10B

### Fund 10 General Fund - Balance Sheet Accounts

Account	Description	Beginning of Year	End of Year
<b>700000 Assets</b>			
10B-711000	Cash	1,546,981.99	1,895,244.43
10B-713100	Taxes Receivable	4,412,668.84	4,386,993.83
10B-713200	Accounts Receivable	5,888.88	244,653.15
10B-715000	Due From Other Governments	493,089.49	604,624.00
10B-717000	Prepaid Expenses	405,608.59	618,391.62
10B-719000	Other Fund Assets	9,104.21	13,387.19
	<b>Total Assets (700000)</b>	<b>6,873,342.00</b>	<b>7,763,294.22</b>
<b>800000 Liabilities</b>			
10B-811200	Accounts Payable	164,970.25	175,999.02
10B-811600	Payroll Withholdings and Benefits Payable	574,947.63	617,075.68
10B-811800	Accrued Payroll Payable	0.00	1,413,950.58
10B-814000	Due to Student Organizations	500,422.41	4,765.57
10B-815100	Self-Funded Insurance Premium Deposits	0.00	30,000.00
10B-817000	Health Benefit Claims Payable	0.00	2,503.72
	<b>Total Liabilities (800000)</b>	<b>1,240,340.29</b>	<b>2,244,294.57</b>
<b>900000 Fund Equity</b>			
10B-935100	Nonspendable Fund Balance	402,993.00	402,993.00
10B-936900	Restricted Fund Balance	369,213.28	0.00
10B-937900	Committed Fund Balance	4,845,045.57	5,116,006.65
10B-938900	Assigned Fund Balance	15,749.86	0.00
	<b>Total Fund Equity (900000)</b>	<b>5,633,001.71</b>	<b>5,518,999.65</b>




# Kaukauna Area

## FY 2014-2015 Annual Report (PI-1505)

10R

### Fund 10 General Fund - Revenue Accounts

Account	Description	Amount
<b>200 Revenue From Local Sources</b>		
10R-000000-211	Current Property Tax Levy	14,068,974.00
	Total Taxes (210)	14,068,974.00
10R-000000-244	Payments for Services Provided Local Governments	95,094.20
10R-000000-248	Transportation Fees - Individual Paid	17,329.80
	Total Payments For Services (240)	112,424.00
10R-000000-262	Supply Resale	36,042.97
10R-000000-264	Non-Capital Surplus Property Sales	376.14
	Total Non-Capital Sales (260)	36,419.11
10R-000000-271	School Co-Curricular Admissions	72,696.00
10R-000000-279	Other School Activity Income	17,815.00
	Total School Activity Income (270)	90,511.00
10R-000000-280	Earnings - Investments	5,130.61
	Total Earnings on Investments (280)	5,130.61
10R-000000-291	Gifts, Fundraising, Contributions and Development	2,083.33
10R-000000-292	Student Fees	145,521.42
10R-000000-293	Rentals	37,493.13
10R-000000-295	Summer School Revenue	14,120.30
10R-000000-297	Student Fines	23.00
	Total Other Revenue from Local Sources (290)	199,241.18
	Total Revenue From Local Sources (200)	14,512,699.90
<b>300 Inter-District Payments Within Wisconsin</b>		
10R-000000-341	Non-Open Enrollment General Tuition From Wisconsin School Districts	870.00
10R-000000-343	Charges for Co-Curricular Activities to Wisconsin School Districts	18,215.00
10R-000000-345	Open Enrollment General Tuition From Wisconsin School Districts	539,343.00
	Total Payments for Services (340)	558,428.00
	Total Inter-District Payments Within Wisconsin (300)	558,428.00
<b>500 Revenue From Intermediate Sources</b>		
10R-000000-517	Federal Aids Transited through CESAs or Intermediate Sources	33,429.00
	Total Transit of Aid (510)	33,429.00
	Total Revenue From Intermediate Sources (500)	33,429.00
<b>600 Revenue From State Sources</b>		
10R-000000-612	Transportation State Aid	94,293.54
10R-000000-613	Library (Common School Fund) State Aid	139,916.00
10R-000000-618	Bilingual State Aid	3,216.79
10R-000000-619	Other State Categorical Aid	656,700.00




# Kaukauna Area

## FY 2014-2015 Annual Report (PI-1505)

10R

### Fund 10 General Fund - Revenue Accounts

Account	Description	Amount
	Total State Aid - Categorical (610)	894,126.33
10R-000000-621	State Equalization Aid	26,160,966.00
	Total State Aid - General (620)	26,160,966.00
10R-000000-630	State Special Project Grants	54,600.00
	Total State Special Project Grants (630)	54,600.00
10R-000000-660	State Revenue Through Local Governments	13,361.00
	Total State Revenue through Local Governments (660)	13,361.00
10R-000000-691	State Tax Exempt Computer Aid	33,981.00
	Total Other Revenue From State Sources (690)	33,981.00
	Total Revenue From State Sources (600)	27,157,034.33
<b>700 Revenue From Federal Sources</b>		
10R-000000-730	Federal Special Projects Aid Through DPI	101,185.00
	Total Federal Special Projects Aid Through DPI (730)	101,185.00
10R-000000-751	ESEA Title I	336,380.00
	Total Improving America's Schools Act (750)	336,380.00
10R-000000-780	Fed Aid from State Agencies Other Than DPI (include Medicaid & Medicaid Admin)	55,582.65
	Total Federal Aid Through State Agencies Other Than DPI (780)	55,582.65
	Total Revenue From Federal Sources (700)	493,147.65
<b>900 Other Revenue</b>		
10R-000000-964	Insurance Dividends and Reimbursements	43,661.44
	Total Adjustments (960)	43,661.44
10R-000000-971	Refund of Prior Year Expenses (ex. Insurance, CESA, Microsoft Settlement, Workday)	69,038.94
	Total Refund of Disbursements (970)	69,038.94
	Total Other Revenue (900)	112,700.38
<b>Total Revenue Accounts for Fund 10</b>		
	Total for 10R (000000)	42,867,439.26




# Kaukauna Area

## FY 2014-2015 Annual Report (PI-1505)

10E

### Fund 10 General Fund - Expenditure Accounts

Account	Description	Amount
<b>110000 Undifferentiated Curriculum</b>		
10E-110000-100	Salaries	5,146,172.34
	Total Salaries (100)	5,146,172.34
10E-110000-212	Retirement--Employer's Share	326,755.22
10E-110000-220	Social Security	379,510.21
10E-110000-230	Life Insurance	24,487.64
10E-110000-240	Health Insurance	721,994.80
10E-110000-250	Other Insurance	12,203.23
	Total Employee Benefits (200)	1,464,951.10
10E-110000-310	Personal Services	70,026.36
10E-110000-342	Employee Travel	350.00
	Total Purchased Services (300)	70,376.36
10E-110000-410	General Supplies	51,762.29
10E-110000-450	Resale Items	2,710.22
10E-110000-470	Textbooks	123,932.83
	Total Non-Capital Objects (400)	178,405.34
	Total Undifferentiated Curriculum (110000)	6,859,905.14
<b>120000 Regular Curriculum</b>		
10E-120000-100	Salaries	6,559,355.74
	Total Salaries (100)	6,559,355.74
10E-120000-212	Retirement--Employer's Share	441,354.10
10E-120000-220	Social Security	485,496.65
10E-120000-230	Life Insurance	33,861.87
10E-120000-240	Health Insurance	907,832.92
10E-120000-250	Other Insurance	16,791.60
	Total Employee Benefits (200)	1,885,337.14
10E-120000-310	Personal Services	9,775.43
10E-120000-342	Employee Travel	1,957.27
	Total Purchased Services (300)	11,732.70
10E-120000-410	General Supplies	73,466.89
10E-120000-430	Instructional Media	1,012.39
10E-120000-450	Resale Items	19,851.85
10E-120000-470	Textbooks	6,795.86
	Total Non-Capital Objects (400)	101,126.99
10E-120000-940	Dues and Fees	5,587.40
	Total Other Objects (900)	5,587.40
	Total Regular Curriculum (120000)	8,563,139.97




# Kaukauna Area

## FY 2014-2015 Annual Report (PI-1505)

10E

### Fund 10 General Fund - Expenditure Accounts

Account	Description	Amount
<b>132000 Vocational Curriculum - Business Education</b>		
10E-132000-100	Salaries	87,291.33
	Total Salaries (100)	87,291.33
10E-132000-212	Retirement--Employer's Share	6,003.67
10E-132000-220	Social Security	6,314.46
10E-132000-230	Life Insurance	437.51
10E-132000-240	Health Insurance	22,805.13
10E-132000-250	Other Insurance	233.12
	Total Employee Benefits (200)	35,793.89
10E-132000-410	General Supplies	111.22
	Total Non-Capital Objects (400)	111.22
	Total Vocational Curriculum - Business Education (132000)	123,196.44
<b>135000 Vocational Curriculum - Family and Consumer Education</b>		
10E-135000-100	Salaries	136,412.40
	Total Salaries (100)	136,412.40
10E-135000-212	Retirement--Employer's Share	9,378.45
10E-135000-220	Social Security	10,094.28
10E-135000-230	Life Insurance	704.61
10E-135000-240	Health Insurance	23,588.44
10E-135000-250	Other Insurance	362.97
	Total Employee Benefits (200)	44,128.75
10E-135000-410	General Supplies	6,910.39
	Total Non-Capital Objects (400)	6,910.39
	Total Vocational Curriculum - Family and Consumer Education (135000)	187,451.54
<b>136000 Vocational Curriculum - Technology Education</b>		
10E-136000-100	Salaries	406,043.67
	Total Salaries (100)	406,043.67
10E-136000-212	Retirement--Employer's Share	21,189.22
10E-136000-220	Social Security	30,597.30
10E-136000-230	Life Insurance	1,856.70
10E-136000-240	Health Insurance	32,469.14
10E-136000-250	Other Insurance	1,207.37
	Total Employee Benefits (200)	87,319.73
10E-136000-310	Personal Services	6,312.81
10E-136000-342	Employee Travel	700.00
	Total Purchased Services (300)	7,012.81
10E-136000-410	General Supplies	37,298.52




# Kaukauna Area

## FY 2014-2015 Annual Report (PI-1505)

10E

### Fund 10 General Fund - Expenditure Accounts

Account	Description	Amount
10E-136000-450	Resale Items	1,414.67
	Total Non-Capital Objects (400)	38,713.19
10E-136000-570	Equipment Rental	395.26
	Total Capital Objects (500)	395.26
	Total Vocational Curriculum - Technology Education (136000)	539,484.66
<b>138000 Vocational Curriculum - Special Needs</b>		
10E-138000-100	Salaries	225,706.84
	Total Salaries (100)	225,706.84
10E-138000-212	Retirement--Employer's Share	14,781.77
10E-138000-220	Social Security	16,832.48
10E-138000-230	Life Insurance	1,148.94
10E-138000-240	Health Insurance	31,920.71
10E-138000-250	Other Insurance	585.51
	Total Employee Benefits (200)	65,269.41
10E-138000-310	Personal Services	1,500.00
	Total Purchased Services (300)	1,500.00
10E-138000-410	General Supplies	5,425.19
	Total Non-Capital Objects (400)	5,425.19
	Total Vocational Curriculum - Special Needs (138000)	297,901.44
<b>140000 Physical Curriculum</b>		
10E-140000-100	Salaries	862,367.49
	Total Salaries (100)	862,367.49
10E-140000-212	Retirement--Employer's Share	59,316.94
10E-140000-220	Social Security	64,539.58
10E-140000-230	Life Insurance	4,587.58
10E-140000-240	Health Insurance	101,436.79
10E-140000-250	Other Insurance	2,281.41
	Total Employee Benefits (200)	232,162.30
10E-140000-410	General Supplies	3,728.58
	Total Non-Capital Objects (400)	3,728.58
	Total Physical Curriculum (140000)	1,098,258.37
<b>160000 Co-Curricular Activities</b>		
10E-160000-100	Salaries	290,598.14
	Total Salaries (100)	290,598.14
10E-160000-212	Retirement--Employer's Share	9,653.34
10E-160000-220	Social Security	21,803.43




# Kaukauna Area

## FY 2014-2015 Annual Report (PI-1505)

10E

### Fund 10 General Fund - Expenditure Accounts

Account	Description	Amount
	Total Employee Benefits (200)	31,456.77
10E-160000-310	Personal Services	55,642.89
	Total Purchased Services (300)	55,642.89
10E-160000-410	General Supplies	34,896.61
10E-160000-420	Apparel	6,050.00
10E-160000-450	Resale Items	630.00
	Total Non-Capital Objects (400)	41,576.61
10E-160000-940	Dues and Fees	20,086.00
	Total Other Objects (900)	20,086.00
	Total Co-Curricular Activities (160000)	439,360.41
<b>179000 Other Special Needs</b>		
10E-179000-100	Salaries	61,026.72
	Total Salaries (100)	61,026.72
10E-179000-212	Retirement--Employer's Share	4,195.56
10E-179000-220	Social Security	4,670.73
10E-179000-230	Life Insurance	335.17
10E-179000-250	Other Insurance	162.38
	Total Employee Benefits (200)	9,363.84
	Total Other Special Needs (179000)	70,390.56
<b>212000 Social Work</b>		
10E-212000-100	Salaries	47,359.92
	Total Salaries (100)	47,359.92
10E-212000-212	Retirement--Employer's Share	3,256.07
10E-212000-220	Social Security	3,527.05
10E-212000-230	Life Insurance	253.67
10E-212000-240	Health Insurance	6,591.79
10E-212000-250	Other Insurance	126.12
	Total Employee Benefits (200)	13,754.70
	Total Social Work (212000)	61,114.62
<b>213000 Guidance</b>		
10E-213000-100	Salaries	582,769.71
	Total Salaries (100)	582,769.71
10E-213000-212	Retirement--Employer's Share	39,846.09
10E-213000-220	Social Security	42,479.03
10E-213000-230	Life Insurance	3,096.78
10E-213000-240	Health Insurance	89,821.47



# Kaukauna Area


## FY 2014-2015 Annual Report (PI-1505)

10E

### Fund 10 General Fund - Expenditure Accounts

Account	Description	Amount
10E-213000-250	Other Insurance	1,531.17
	Total Employee Benefits (200)	176,774.54
10E-213000-310	Personal Services	522.43
	Total Purchased Services (300)	522.43
10E-213000-410	General Supplies	4,341.15
	Total Non-Capital Objects (400)	4,341.15
10E-213000-940	Dues and Fees	750.00
	Total Other Objects (900)	750.00
	Total Guidance (213000)	765,157.83
<b>214000 Health</b>		
10E-214000-100	Salaries	90,595.84
	Total Salaries (100)	90,595.84
10E-214000-212	Retirement--Employer's Share	6,285.54
10E-214000-220	Social Security	6,941.38
10E-214000-230	Life Insurance	464.47
10E-214000-240	Health Insurance	938.64
10E-214000-250	Other Insurance	232.85
	Total Employee Benefits (200)	14,862.88
10E-214000-310	Personal Services	10,881.27
	Total Purchased Services (300)	10,881.27
10E-214000-410	General Supplies	703.31
	Total Non-Capital Objects (400)	703.31
10E-214000-550	Equipment Additions	2,932.50
	Total Capital Objects (500)	2,932.50
	Total Health (214000)	119,975.80
<b>215000 Psychological Services</b>		
10E-215000-100	Salaries	44,146.01
	Total Salaries (100)	44,146.01
10E-215000-212	Retirement--Employer's Share	3,143.63
10E-215000-220	Social Security	3,397.00
10E-215000-230	Life Insurance	249.28
10E-215000-240	Health Insurance	7,300.06
10E-215000-250	Other Insurance	117.48
	Total Employee Benefits (200)	14,207.45
	Total Psychological Services (215000)	58,353.46
<b>219000 Other Pupil Services</b>		
10E-219000-100	Salaries	469,694.36





# Kaukauna Area

## FY 2014-2015 Annual Report (PI-1505)

10E

### Fund 10 General Fund - Expenditure Accounts


Account	Description	Amount
	Total Salaries (100)	469,694.36
10E-219000-212	Retirement--Employer's Share	32,377.81
10E-219000-220	Social Security	34,610.73
10E-219000-230	Life Insurance	1,863.38
10E-219000-240	Health Insurance	75,410.60
10E-219000-250	Other Insurance	1,085.95
	Total Employee Benefits (200)	145,348.47
10E-219000-310	Personal Services	1,963.10
	Total Purchased Services (300)	1,963.10
10E-219000-410	General Supplies	475.00
	Total Non-Capital Objects (400)	475.00
	Total Other Pupil Services (219000)	617,480.93

### 221100 Direction of Improvement of Instruction

10E-221100-100	Salaries	243,857.56
	Total Salaries (100)	243,857.56
10E-221100-212	Retirement--Employer's Share	17,101.47
10E-221100-220	Social Security	18,871.35
10E-221100-230	Life Insurance	2,835.52
10E-221100-240	Health Insurance	23,315.29
10E-221100-250	Other Insurance	639.06
10E-221100-290	Other Employee Benefits	2,000.00
	Total Employee Benefits (200)	64,762.69
10E-221100-310	Personal Services	13,257.86
10E-221100-386	Payment to CESA	67,628.11
	Total Purchased Services (300)	80,885.97
	Total Direction of Improvement of Instruction (221100)	389,506.22

### 221200 Curriculum Development

10E-221200-100	Salaries	116,173.63
	Total Salaries (100)	116,173.63
10E-221200-212	Retirement--Employer's Share	7,581.63
10E-221200-220	Social Security	9,128.55
	Total Employee Benefits (200)	16,710.18
10E-221200-310	Personal Services	54,648.48
10E-221200-342	Employee Travel	132.25
10E-221200-386	Payment to CESA	31,212.00
	Total Purchased Services (300)	85,992.73
10E-221200-410	General Supplies	32,357.84




# Kaukauna Area

## FY 2014-2015 Annual Report (PI-1505)

10E

### Fund 10 General Fund - Expenditure Accounts

Account	Description	Amount
	Total Non-Capital Objects (400)	32,357.84
10E-221200-940	Dues and Fees	1,411.00
	Total Other Objects (900)	1,411.00
	Total Curriculum Development (221200)	252,645.38
<b>221300 Instructional Staff Training</b>		
10E-221300-100	Salaries	40.00
	Total Salaries (100)	40.00
10E-221300-212	Retirement--Employer's Share	2.72
10E-221300-220	Social Security	3.04
10E-221300-290	Other Employee Benefits	3,464.00
	Total Employee Benefits (200)	3,469.76
10E-221300-310	Personal Services	70,321.67
10E-221300-342	Employee Travel	5,011.33
10E-221300-386	Payment to CESA	1,339.00
	Total Purchased Services (300)	76,672.00
10E-221300-410	General Supplies	7,581.00
	Total Non-Capital Objects (400)	7,581.00
	Total Instructional Staff Training (221300)	87,762.76
<b>221900 Other Improvement of Instruction</b>		
10E-221900-100	Salaries	11,465.00
	Total Salaries (100)	11,465.00
10E-221900-212	Retirement--Employer's Share	781.58
10E-221900-220	Social Security	855.52
	Total Employee Benefits (200)	1,637.10
10E-221900-386	Payment to CESA	2,566.00
	Total Purchased Services (300)	2,566.00
10E-221900-410	General Supplies	33,565.35
	Total Non-Capital Objects (400)	33,565.35
	Total Other Improvement of Instruction (221900)	49,233.45
<b>222000 Library Media</b>		
10E-222000-100	Salaries	231,604.08
	Total Salaries (100)	231,604.08
10E-222000-212	Retirement--Employer's Share	14,082.99
10E-222000-220	Social Security	17,307.56
10E-222000-230	Life Insurance	1,071.46
10E-222000-240	Health Insurance	34,207.71




# Kaukauna Area

## FY 2014-2015 Annual Report (PI-1505)

10E

### Fund 10 General Fund - Expenditure Accounts

Account	Description	Amount
10E-222000-250	Other Insurance	534.76
	Total Employee Benefits (200)	67,204.48
10E-222000-410	General Supplies	3,417.21
10E-222000-430	Instructional Media	139,156.80
	Total Non-Capital Objects (400)	142,574.01
10E-222000-550	Equipment Additions	760.00
	Total Capital Objects (500)	760.00
	Total Library Media (222000)	442,142.57
<b>223100 Athletics Supervision and Coordination</b>		
10E-223100-100	Salaries	94,052.63
	Total Salaries (100)	94,052.63
10E-223100-212	Retirement--Employer's Share	6,487.34
10E-223100-220	Social Security	7,035.57
10E-223100-230	Life Insurance	734.28
10E-223100-240	Health Insurance	11,696.46
10E-223100-250	Other Insurance	240.83
	Total Employee Benefits (200)	26,194.48
10E-223100-310	Personal Services	70.00
10E-223100-342	Employee Travel	853.15
	Total Purchased Services (300)	923.15
10E-223100-410	General Supplies	8,153.10
	Total Non-Capital Objects (400)	8,153.10
	Total Athletics Supervision and Coordination (223100)	129,323.36
<b>223700 Vocational Education Supervision and Coordination</b>		
10E-223700-100	Salaries	45,781.20
	Total Salaries (100)	45,781.20
10E-223700-212	Retirement--Employer's Share	3,158.87
10E-223700-220	Social Security	3,438.49
10E-223700-230	Life Insurance	473.30
10E-223700-240	Health Insurance	5,963.53
10E-223700-250	Other Insurance	117.86
	Total Employee Benefits (200)	13,152.05
	Total Vocational Education Supervision and Coordination (223700)	58,933.25
<b>223900 Other Instructional Staff Supervision and Coordination</b>		
10E-223900-100	Salaries	4,000.00
	Total Salaries (100)	4,000.00
10E-223900-240	Health Insurance	600.00




# Kaukauna Area

## FY 2014-2015 Annual Report (PI-1505)

10E

### Fund 10 General Fund - Expenditure Accounts

Account	Description	Amount
	Total Employee Benefits (200)	600.00
	Total Other Instructional Staff Supervision and Coordination (223900)	4,600.00
<b>230000 General Administration</b>		
10E-230000-100	Salaries	359,502.95
	Total Salaries (100)	359,502.95
10E-230000-212	Retirement--Employer's Share	22,497.12
10E-230000-220	Social Security	25,702.78
10E-230000-230	Life Insurance	2,859.34
10E-230000-240	Health Insurance	46,221.66
10E-230000-250	Other Insurance	840.38
10E-230000-290	Other Employee Benefits	10,600.00
	Total Employee Benefits (200)	108,721.28
10E-230000-310	Personal Services	101,303.98
10E-230000-350	Communication	4,266.87
10E-230000-386	Payment to CESA	73,068.07
	Total Purchased Services (300)	178,638.92
10E-230000-410	General Supplies	17,842.96
10E-230000-490	Other Non-Capital Items	94.00
	Total Non-Capital Objects (400)	17,936.96
10E-230000-940	Dues and Fees	9,699.50
	Total Other Objects (900)	9,699.50
	Total General Administration (230000)	674,499.61
<b>240000 School Building Administration</b>		
10E-240000-100	Salaries	1,167,099.93
	Total Salaries (100)	1,167,099.93
10E-240000-212	Retirement--Employer's Share	77,276.84
10E-240000-220	Social Security	86,751.38
10E-240000-230	Life Insurance	9,717.89
10E-240000-240	Health Insurance	193,884.68
10E-240000-250	Other Insurance	2,827.44
10E-240000-290	Other Employee Benefits	50.76
	Total Employee Benefits (200)	370,508.99
10E-240000-310	Personal Services	37,339.87
10E-240000-342	Employee Travel	2,303.46
10E-240000-381	Payment to Municipality	51,133.86
	Total Purchased Services (300)	90,777.19
10E-240000-410	General Supplies	97,251.53




# Kaukauna Area

## FY 2014-2015 Annual Report (PI-1505)

10E

### Fund 10 General Fund - Expenditure Accounts

Account	Description	Amount
	Total Non-Capital Objects (400)	97,251.53
10E-240000-570	Equipment Rental	33,989.75
	Total Capital Objects (500)	33,989.75
10E-240000-940	Dues and Fees	4,423.72
	Total Other Objects (900)	4,423.72
	Total School Building Administration (240000)	1,764,051.11
<b>251000 Direction of Business</b>		
10E-251000-100	Salaries	110,024.16
	Total Salaries (100)	110,024.16
10E-251000-212	Retirement--Employer's Share	7,591.68
10E-251000-220	Social Security	8,416.42
10E-251000-230	Life Insurance	1,127.17
10E-251000-240	Health Insurance	11,927.30
10E-251000-250	Other Insurance	283.60
10E-251000-290	Other Employee Benefits	1,000.00
	Total Employee Benefits (200)	30,346.17
10E-251000-310	Personal Services	61,120.78
10E-251000-350	Communication	1,669.70
	Total Purchased Services (300)	62,790.48
10E-251000-410	General Supplies	19,420.58
	Total Non-Capital Objects (400)	19,420.58
10E-251000-570	Equipment Rental	575.13
	Total Capital Objects (500)	575.13
10E-251000-940	Dues and Fees	2,640.03
	Total Other Objects (900)	2,640.03
	Total Direction of Business (251000)	225,796.55
<b>252000 Fiscal</b>		
10E-252000-100	Salaries	78,407.04
	Total Salaries (100)	78,407.04
10E-252000-212	Retirement--Employer's Share	5,260.56
10E-252000-220	Social Security	5,740.40
10E-252000-230	Life Insurance	353.68
10E-252000-240	Health Insurance	19,390.69
10E-252000-250	Other Insurance	193.57
	Total Employee Benefits (200)	30,938.90
	Total Fiscal (252000)	109,345.94




# Kaukauna Area

## FY 2014-2015 Annual Report (PI-1505)

10E

### Fund 10 General Fund - Expenditure Accounts

Account	Description	Amount
<b>253000 Operation</b>		
10E-253000-100	Salaries	237,910.51
	Total Salaries (100)	237,910.51
10E-253000-212	Retirement--Employer's Share	13,402.11
10E-253000-220	Social Security	17,991.52
10E-253000-230	Life Insurance	1,496.43
10E-253000-240	Health Insurance	28,237.04
10E-253000-250	Other Insurance	514.25
	Total Employee Benefits (200)	61,641.35
10E-253000-310	Personal Services	2,679,088.40
10E-253000-320	Property Services	761,281.05
10E-253000-331	Gas for Heat	195,103.86
10E-253000-336	Electricity Other Than Heat	306,670.68
10E-253000-337	Water	41,275.13
10E-253000-338	Sewerage	31,411.52
10E-253000-339	Other Utilities	28,785.23
10E-253000-348	Vehicle Fuel	14,140.91
	Total Purchased Services (300)	4,057,756.78
10E-253000-410	General Supplies	250,468.31
	Total Non-Capital Objects (400)	250,468.31
10E-253000-550	Equipment Additions	9,389.00
	Total Capital Objects (500)	9,389.00
	Total Operation (253000)	4,617,165.95
<b>254100 Direction of Maintenance</b>		
10E-254100-100	Salaries	40,500.00
	Total Salaries (100)	40,500.00
10E-254100-220	Social Security	3,098.40
	Total Employee Benefits (200)	3,098.40
10E-254100-342	Employee Travel	4,325.51
	Total Purchased Services (300)	4,325.51
	Total Direction of Maintenance (254100)	47,923.91
<b>254200 Site Repairs</b>		
10E-254200-100	Salaries	39,641.73
	Total Salaries (100)	39,641.73
10E-254200-212	Retirement--Employer's Share	1,823.08
10E-254200-220	Social Security	2,875.86
	Total Employee Benefits (200)	4,698.94
10E-254200-310	Personal Services	7,373.24




# Kaukauna Area

## FY 2014-2015 Annual Report (PI-1505)

10E

### Fund 10 General Fund - Expenditure Accounts

Account	Description	Amount
10E-254200-320	Property Services	445,480.24
10E-254200-350	Communication	1,064.88
	Total Purchased Services (300)	453,918.36
10E-254200-410	General Supplies	7,157.87
	Total Non-Capital Objects (400)	7,157.87
10E-254200-550	Equipment Additions	9,187.98
	Total Capital Objects (500)	9,187.98
	Total Site Repairs (254200)	514,604.88
<b>254300 Building Repairs</b>		
10E-254300-350	Communication	532.44
	Total Purchased Services (300)	532.44
	Total Building Repairs (254300)	532.44
<b>254500 Vehicle (Other Than Pupil Transportation) Maintenance &amp; Repairs</b>		
10E-254500-100	Salaries	48,588.95
	Total Salaries (100)	48,588.95
10E-254500-212	Retirement--Employer's Share	3,352.65
10E-254500-220	Social Security	3,647.02
10E-254500-230	Life Insurance	395.03
10E-254500-240	Health Insurance	11,321.19
10E-254500-250	Other Insurance	127.99
	Total Employee Benefits (200)	18,843.88
10E-254500-320	Property Services	21,698.73
	Total Purchased Services (300)	21,698.73
	Total Vehicle (Other Than Pupil Transportation) Maintenance & Repairs (254500)	89,131.56
<b>254900 Other Maintenance</b>		
10E-254900-100	Salaries	49,911.54
	Total Salaries (100)	49,911.54
10E-254900-212	Retirement--Employer's Share	3,332.62
10E-254900-220	Social Security	3,699.64
10E-254900-230	Life Insurance	422.42
10E-254900-240	Health Insurance	7,141.29
10E-254900-250	Other Insurance	130.60
	Total Employee Benefits (200)	14,726.57
10E-254900-350	Communication	532.44
	Total Purchased Services (300)	532.44
	Total Other Maintenance (254900)	65,170.55



# Kaukauna Area


## FY 2014-2015 Annual Report (PI-1505)

10E

### Fund 10 General Fund - Expenditure Accounts

Account	Description	Amount
<b>255000 Facilities Acquisition &amp; Remodeling</b>		
10E-255000-320	Property Services	345,709.08
	Total Purchased Services (300)	345,709.08
10E-255000-550	Equipment Additions	5,800.00
	Total Capital Objects (500)	5,800.00
	Total Facilities Acquisition & Remodeling (255000)	351,509.08
<b>256600 Pupil Transportation - Vehicle Servicing</b>		
10E-256600-348	Vehicle Fuel	203,932.77
	Total Purchased Services (300)	203,932.77
	Total Pupil Transportation - Vehicle Servicing (256600)	203,932.77
<b>256710 Contracted Pupil Transportation - Regular - Home to School</b>		
10E-256710-341	Contracted Pupil Transportation	1,618,676.88
	Total Purchased Services (300)	1,618,676.88
	Total Contracted Pupil Transportation - Regular - Home to School (256710)	1,618,676.88
<b>256730 Contracted Pupil Transportation - Parent Contract - Regular Home to School</b>		
10E-256730-341	Contracted Pupil Transportation	118,021.58
	Total Purchased Services (300)	118,021.58
	Total Contracted Pupil Transportation - Parent Contract - Regular Home to School (256730)	118,021.58
<b>256740 Contracted Pupil Transportation - Co-Curricular Activities</b>		
10E-256740-341	Contracted Pupil Transportation	69,865.11
	Total Purchased Services (300)	69,865.11
	Total Contracted Pupil Transportation - Co-Curricular Activities (256740)	69,865.11
<b>256770 Contracted Pupil Transportation - Field Trips</b>		
10E-256770-341	Contracted Pupil Transportation	32,499.86
	Total Purchased Services (300)	32,499.86
	Total Contracted Pupil Transportation - Field Trips (256770)	32,499.86
<b>260000 Central Services</b>		
10E-260000-100	Salaries	262,457.57
	Total Salaries (100)	262,457.57
10E-260000-212	Retirement--Employer's Share	17,592.82
10E-260000-220	Social Security	19,644.44
10E-260000-230	Life Insurance	1,655.38
10E-260000-240	Health Insurance	433,957.35






# Kaukauna Area

## FY 2014-2015 Annual Report (PI-1505)

10E

### Fund 10 General Fund - Expenditure Accounts

Account	Description	Amount
10E-260000-250	Other Insurance	618.37
10E-260000-290	Other Employee Benefits	1,000.00
	Total Employee Benefits (200)	474,468.36
10E-260000-310	Personal Services	168,621.37
10E-260000-342	Employee Travel	16,053.97
10E-260000-350	Communication	60,069.45
10E-260000-386	Payment to CESA	1,050.00
	Total Purchased Services (300)	245,794.79
10E-260000-410	General Supplies	208,770.98
10E-260000-440	Non-Capital Equipment	166,161.60
	Total Non-Capital Objects (400)	374,932.58
10E-260000-550	Equipment Additions	30,991.37
10E-260000-570	Equipment Rental	42,442.92
	Total Capital Objects (500)	73,434.29
10E-260000-940	Dues and Fees	25.00
	Total Other Objects (900)	25.00
	Total Central Services (260000)	1,431,112.59
<b>270000 Insurance and Judgements</b>		
10E-270000-711	District Liability Insurance	26,597.00
10E-270000-712	District Property Insurance	66,124.00
10E-270000-713	Workers Compensation	138,199.00
10E-270000-730	Unemployment Compensation	7,022.65
	Total Insurance and Judgements (700)	237,942.65
	Total Insurance and Judgements (270000)	237,942.65
<b>299000 Other Support Services</b>		
10E-299000-310	Personal Services	25,216.00
10E-299000-386	Payment to CESA	1,742.00
	Total Purchased Services (300)	26,958.00
	Total Other Support Services (299000)	26,958.00
<b>411000 Operating Transfers to Another Fund</b>		
10E-411000-827	Transfer to Special Education Fund	4,575,436.34
10E-411000-850	Transfer to Food Service Fund	4,005.71
	Total Transfers Out (800)	4,579,442.05
	Total Operating Transfers to Another Fund (411000)	4,579,442.05
<b>431000 General Instruction Non-Open Enrollment</b>		
10E-431000-389	Payment to WTCS	117,450.58



# Kaukauna Area

## FY 2014-2015 Annual Report (PI-1505)

10E

### Fund 10 General Fund - Expenditure Accounts

Account	Description	Amount
	Total Purchased Services (300)	117,450.58
	Total General Instruction Non-Open Enrollment (431000)	117,450.58
<b>435000 General Tuition Open Enrollment</b>		
10E-435000-382	Payment to Wisconsin School District	4,472,676.04
	Total Purchased Services (300)	4,472,676.04
	Total General Tuition Open Enrollment (435000)	4,472,676.04
<b>492000 Adjustments and Refunds</b>		
10E-492000-969	Other Adjustments	397,813.47
	Total Other Objects (900)	397,813.47
	Total Adjustments and Refunds (492000)	397,813.47
<b>Total Expenditure Accounts for Fund 10</b>		
	Total for 10E (000000)	42,981,441.32




**Kaukauna Area**  
 FY 2014-2015 Annual Report (PI-1505)

21B

**Fund 21 Special Revenue Trust Fund - Balance Sheet Accounts**

Account	Description	Beginning of Year	End of Year
<b>700000 Assets</b>			
21B-711000	Cash	0.00	418,028.83
	Total Assets (700000)	0.00	418,028.83
<b>900000 Fund Equity</b>			
21B-937900	Committed Fund Balance	0.00	418,028.83
	Total Fund Equity (900000)	0.00	418,028.83




# Kaukauna Area

## FY 2014-2015 Annual Report (PI-1505)

21R

### Fund 21 Special Revenue Trust Fund - Revenue Accounts

Account	Description	Amount
<b>200 Revenue From Local Sources</b>		
21R-000000-291	Gifts, Fundraising, Contributions and Development	852,224.00
	Total Other Revenue from Local Sources (290)	852,224.00
	Total Revenue From Local Sources (200)	852,224.00
<b>900 Other Revenue</b>		
21R-000000-961	Cash Balance Adjustment	384,373.00
	Total Adjustments (960)	384,373.00
	Total Other Revenue (900)	384,373.00
<b>Total Revenue Accounts for Fund 21</b>		
	Total for 21R (000000)	1,236,597.00




# Kaukauna Area

FY 2014-2015 Annual Report (PI-1505)

21E

## Fund 21 Special Revenue Trust Fund - Expenditure Accounts

Account	Description	Amount
<b>230000 General Administration</b>		
21E-230000-310	Personal Services	818,568.17
	Total Purchased Services (300)	818,568.17
	Total General Administration (230000)	818,568.17
<b>Total Expenditure Accounts for Fund 21</b>		
	Total for 21E (000000)	818,568.17




# Kaukauna Area

## FY 2014-2015 Annual Report (PI-1505)

27B

### Fund 27 Special Education Fund - Balance Sheet Accounts

Account	Description	Beginning of Year	End of Year
<b>700000 Assets</b>			
27B-711000	Cash	100,652.23	515,165.01
27B-713200	Accounts Receivable	0.00	32,433.12
27B-715000	Due From Other Governments	9,794.77	39,057.96
27B-717000	Prepaid Expenses	71,999.62	0.00
	<b>Total Assets (700000)</b>	<b>182,446.62</b>	<b>586,656.09</b>
<b>800000 Liabilities</b>			
27B-811200	Accounts Payable	2,376.37	15,802.74
27B-811600	Payroll Withholdings and Benefits Payable	168,797.36	189,148.40
27B-811800	Accrued Payroll Payable	0.00	328,346.34
27B-814000	Due to Student Organizations	10,188.96	10,188.96
27B-815900	Other Deposits Payable	1,083.93	11,749.37
27B-817000	Health Benefit Claims Payable	0.00	31,420.28
	<b>Total Liabilities (800000)</b>	<b>182,446.62</b>	<b>586,656.09</b>




# Kaukauna Area

## FY 2014-2015 Annual Report (PI-1505)

27R

### Fund 27 Special Education Fund - Revenue Accounts

Account	Description	Amount
<b>300 Inter-District Payments Within Wisconsin</b>		
27R-000000-316	State Aid Transits From Wisconsin Districts - Special Education	9,993.96
	Total Transit of Aid (310)	9,993.96
27R-000000-347	Open Enrollment Special Education Tuition From Wisconsin School Districts	17,643.86
	Total Payments for Services (340)	17,643.86
	Total Inter-District Payments Within Wisconsin (300)	27,637.82
<b>500 Revenue From Intermediate Sources</b>		
27R-000000-516	State Special Education Aid Transited Through CESAs	3,997.39
	Total Transit of Aid (510)	3,997.39
	Total Revenue From Intermediate Sources (500)	3,997.39
<b>600 Revenue From State Sources</b>		
27R-000000-611	Special Education State Aid	1,560,611.00
	Total State Aid - Categorical (610)	1,560,611.00
27R-000000-699	Other State Revenue	442.00
	Total Other Revenue From State Sources (690)	442.00
	Total Revenue From State Sources (600)	1,561,053.00
<b>700 Revenue From Federal Sources</b>		
27R-000000-730	Federal Special Projects Aid Through DPI	753,363.03
	Total Federal Special Projects Aid Through DPI (730)	753,363.03
27R-000000-780	Fed Aid from State Agencies Other Than DPI (include Medicaid & Medicaid Admin)	80,780.36
	Total Federal Aid Through State Agencies Other Than DPI (780)	80,780.36
	Total Revenue From Federal Sources (700)	834,143.39
<b>900 Other Revenue</b>		
27R-000000-969	Other Adjustments	5,150.97
	Total Adjustments (960)	5,150.97
	Total Other Revenue (900)	5,150.97
<b>411000 Operating Transfers From Another Fund</b>		
27R-411000-110	Transfer From General Fund	4,575,436.34
	Total Operating Transfers From Another Fund (411000)	4,575,436.34
<b>Total Revenue Accounts for Fund 27</b>		
	Total for 27R (000000)	7,007,418.91



# Kaukauna Area


## FY 2014-2015 Annual Report (PI-1505)

27E

### Fund 27 Special Education Fund - Expenditure Accounts

Account	Description	Amount
<b>150000 Special Education Curriculum</b>		
27E-150000-100	Salaries	3,501,675.73
	Total Salaries (100)	3,501,675.73
27E-150000-212	Retirement--Employer's Share	230,371.05
27E-150000-220	Social Security	254,220.14
27E-150000-230	Life Insurance	17,011.17
27E-150000-240	Health Insurance	623,225.51
27E-150000-250	Other Insurance	8,465.21
	Total Employee Benefits (200)	1,133,293.08
27E-150000-310	Personal Services	5,185.00
27E-150000-342	Employee Travel	6,998.30
27E-150000-350	Communication	5,000.00
	Total Purchased Services (300)	17,183.30
27E-150000-410	General Supplies	58,075.50
	Total Non-Capital Objects (400)	58,075.50
27E-150000-550	Equipment Additions	20,159.68
	Total Capital Objects (500)	20,159.68
27E-150000-940	Dues and Fees	10,000.00
	Total Other Objects (900)	10,000.00
	<b>Total Special Education Curriculum (150000)</b>	<b>4,740,387.29</b>
<b>212000 Social Work</b>		
27E-212000-100	Salaries	69,938.40
	Total Salaries (100)	69,938.40
27E-212000-212	Retirement--Employer's Share	4,808.26
27E-212000-220	Social Security	5,208.56
27E-212000-230	Life Insurance	374.59
27E-212000-240	Health Insurance	10,258.30
27E-212000-250	Other Insurance	185.94
	Total Employee Benefits (200)	20,835.65
	<b>Total Social Work (212000)</b>	<b>90,774.05</b>
<b>213000 Guidance</b>		
27E-213000-100	Salaries	65,541.60
	Total Salaries (100)	65,541.60
27E-213000-212	Retirement--Employer's Share	4,506.73
27E-213000-220	Social Security	4,808.31
27E-213000-230	Life Insurance	349.26
27E-213000-240	Health Insurance	11,273.35






# Kaukauna Area

## FY 2014-2015 Annual Report (PI-1505)

27E

### Fund 27 Special Education Fund - Expenditure Accounts

Account	Description	Amount
27E-213000-250	Other Insurance	173.22
	Total Employee Benefits (200)	21,110.87
27E-213000-410	General Supplies	1,136.00
	Total Non-Capital Objects (400)	1,136.00
	Total Guidance (213000)	87,788.47
<b>214000 Health</b>		
27E-214000-100	Salaries	37,132.95
	Total Salaries (100)	37,132.95
27E-214000-212	Retirement--Employer's Share	2,505.63
27E-214000-220	Social Security	2,767.69
27E-214000-230	Life Insurance	189.69
27E-214000-240	Health Insurance	383.52
27E-214000-250	Other Insurance	95.05
	Total Employee Benefits (200)	5,941.58
27E-214000-410	General Supplies	1,500.00
	Total Non-Capital Objects (400)	1,500.00
27E-214000-550	Equipment Additions	1,500.00
	Total Capital Objects (500)	1,500.00
	Total Health (214000)	46,074.53
<b>215000 Psychological Services</b>		
27E-215000-100	Salaries	245,714.73
	Total Salaries (100)	245,714.73
27E-215000-212	Retirement--Employer's Share	16,774.36
27E-215000-220	Social Security	18,127.68
27E-215000-230	Life Insurance	1,309.10
27E-215000-240	Health Insurance	40,399.42
27E-215000-250	Other Insurance	617.85
	Total Employee Benefits (200)	77,228.41
27E-215000-410	General Supplies	2,000.00
	Total Non-Capital Objects (400)	2,000.00
	Total Psychological Services (215000)	324,943.14
<b>218100 Occupational Therapy</b>		
27E-218100-310	Personal Services	132,583.84
	Total Purchased Services (300)	132,583.84
	Total Occupational Therapy (218100)	132,583.84




# Kaukauna Area

## FY 2014-2015 Annual Report (PI-1505)

27E

### Fund 27 Special Education Fund - Expenditure Accounts

Account	Description	Amount
<b>218200 Physical Therapy</b>		
27E-218200-310	Personal Services	30,429.74
	Total Purchased Services (300)	30,429.74
27E-218200-550	Equipment Additions	3,900.00
	Total Capital Objects (500)	3,900.00
	Total Physical Therapy (218200)	34,329.74
<b>219000 Other Pupil Services</b>		
27E-219000-310	Personal Services	2,000.00
	Total Purchased Services (300)	2,000.00
	Total Other Pupil Services (219000)	2,000.00
<b>221200 Curriculum Development</b>		
27E-221200-100	Salaries	4,965.00
	Total Salaries (100)	4,965.00
27E-221200-212	Retirement--Employer's Share	347.47
27E-221200-220	Social Security	368.18
	Total Employee Benefits (200)	715.65
27E-221200-310	Personal Services	1,319.33
	Total Purchased Services (300)	1,319.33
	Total Curriculum Development (221200)	6,999.98
<b>221300 Instructional Staff Training</b>		
27E-221300-100	Salaries	18,531.02
	Total Salaries (100)	18,531.02
27E-221300-212	Retirement--Employer's Share	1,178.40
27E-221300-220	Social Security	1,395.00
	Total Employee Benefits (200)	2,573.40
27E-221300-310	Personal Services	3,000.00
	Total Purchased Services (300)	3,000.00
	Total Instructional Staff Training (221300)	24,104.42
<b>223300 Special Education Supervision and Coordination</b>		
27E-223300-100	Salaries	139,391.52
	Total Salaries (100)	139,391.52
27E-223300-220	Social Security	10,885.50
27E-223300-230	Life Insurance	1,182.17
27E-223300-240	Health Insurance	1,323.60
27E-223300-250	Other Insurance	359.50




# Kaukauna Area

## FY 2014-2015 Annual Report (PI-1505)

27E

### Fund 27 Special Education Fund - Expenditure Accounts

Account	Description	Amount
27E-223300-290	Other Employee Benefits	1,000.00
	Total Employee Benefits (200)	14,750.77
27E-223300-310	Personal Services	8,405.50
	Total Purchased Services (300)	8,405.50
27E-223300-410	General Supplies	2,000.00
	Total Non-Capital Objects (400)	2,000.00
27E-223300-940	Dues and Fees	8,894.00
	Total Other Objects (900)	8,894.00
	Total Special Education Supervision and Coordination (223300)	173,441.79
<b>253000 Operation</b>		
27E-253000-310	Personal Services	41,171.23
27E-253000-320	Property Services	120,504.51
27E-253000-331	Gas for Heat	24,392.57
27E-253000-336	Electricity Other Than Heat	38,807.94
27E-253000-337	Water	4,863.52
27E-253000-338	Sewerage	3,997.96
27E-253000-339	Other Utilities	3,177.20
	Total Purchased Services (300)	236,914.93
27E-253000-410	General Supplies	14,557.27
	Total Non-Capital Objects (400)	14,557.27
	Total Operation (253000)	251,472.20
<b>254200 Site Repairs</b>		
27E-254200-310	Personal Services	859.57
27E-254200-320	Property Services	46,370.97
	Total Purchased Services (300)	47,230.54
	Total Site Repairs (254200)	47,230.54
<b>254300 Building Repairs</b>		
27E-254300-320	Property Services	2,500.00
	Total Purchased Services (300)	2,500.00
	Total Building Repairs (254300)	2,500.00
<b>256250 District Operated Pupil Transportation - Special Education</b>		
27E-256250-348	Vehicle Fuel	112.60
	Total Purchased Services (300)	112.60
	Total District Operated Pupil Transportation - Special Education (256250)	112.60




# Kaukauna Area

FY 2014-2015 Annual Report (PI-1505)

27E

## Fund 27 Special Education Fund - Expenditure Accounts

Account	Description	Amount
<b>256300 Pupil Transportation - Vehicle Acquisition</b>		
27E-256300-560	Equipment Replacement	21,900.00
	Total Capital Objects (500)	21,900.00
	Total Pupil Transportation - Vehicle Acquisition (256300)	21,900.00
<b>256740 Contracted Pupil Transportation - Co-Curricular Activities</b>		
27E-256740-341	Contracted Pupil Transportation	7,100.00
	Total Purchased Services (300)	7,100.00
	Total Contracted Pupil Transportation - Co-Curricular Activities (256740)	7,100.00
<b>256750 Contracted Pupil Transportation - Special Education</b>		
27E-256750-341	Contracted Pupil Transportation	371,378.53
	Total Purchased Services (300)	371,378.53
	Total Contracted Pupil Transportation - Special Education (256750)	371,378.53
<b>256770 Contracted Pupil Transportation - Field Trips</b>		
27E-256770-341	Contracted Pupil Transportation	6,603.00
	Total Purchased Services (300)	6,603.00
	Total Contracted Pupil Transportation - Field Trips (256770)	6,603.00
<b>260000 Central Services</b>		
27E-260000-240	Health Insurance	36,000.00
	Total Employee Benefits (200)	36,000.00
27E-260000-310	Personal Services	26,912.25
	Total Purchased Services (300)	26,912.25
27E-260000-410	General Supplies	44,000.00
	Total Non-Capital Objects (400)	44,000.00
	Total Central Services (260000)	106,912.25
<b>299000 Other Support Services</b>		
27E-299000-350	Communication	1,049.00
	Total Purchased Services (300)	1,049.00
	Total Other Support Services (299000)	1,049.00
<b>436000 Special Education Non-Open Enrollment</b>		
27E-436000-370	Payment to Non-Governmental Agencies and Individuals	101,185.98
27E-436000-386	Payment to CESA	389,153.00
	Total Purchased Services (300)	490,338.98
	Total Special Education Non-Open Enrollment (436000)	490,338.98




# Kaukauna Area

FY 2014-2015 Annual Report (PI-1505)

27E

## Fund 27 Special Education Fund - Expenditure Accounts

Account	Description	Amount
<b>437000</b>	<b>Special Education Open Enrollment</b>	
27E-437000-382	Payment to Wisconsin School District	37,394.56
	Total Purchased Services (300)	37,394.56
	Total Special Education Open Enrollment (437000)	37,394.56
<b>Total Expenditure Accounts for Fund 27</b>		
	Total for 27E (000000)	7,007,418.91




# Kaukauna Area

## FY 2014-2015 Annual Report (PI-1505)

38B

### Fund 38 Non-Referendum Debt Service Fund - Balance Sheet Accounts

Account	Description	Beginning of Year	End of Year
<b>700000 Assets</b>			
38B-711000	Cash	187,709.25	140,925.75
	Total Assets (700000)	187,709.25	140,925.75
<b>900000 Fund Equity</b>			
38B-936320	Restricted for Other Debt Service Retirement	187,709.25	140,925.75
	Total Fund Equity (900000)	187,709.25	140,925.75




**Kaukauna Area**  
FY 2014-2015 Annual Report (PI-1505)

38R

**Fund 38 Non-Referendum Debt Service Fund - Revenue Accounts**

<u>Account</u>	<u>Description</u>	<u>Amount</u>
<b>200 Revenue From Local Sources</b>		
38R-000000-211	Current Property Tax Levy	482,985.00
	Total Taxes (210)	482,985.00
	Total Revenue From Local Sources (200)	482,985.00
<b>Total Revenue Accounts for Fund 38</b>		
	Total for 38R (000000)	482,985.00



# Kaukauna Area


## FY 2014-2015 Annual Report (PI-1505)

38E

### Fund 38 Non-Referendum Debt Service Fund - Expenditure Accounts

Account	Description	Amount
<b>281000 Long-Term Capital Debt</b>		
38E-281000-673	Long-Term Note Principal	50,000.00
	Total Debt Retirement (600)	50,000.00
	Total Long-Term Capital Debt (281000)	50,000.00
<b>289000 Other Long-Term General Obligation Debt</b>		
38E-289000-673	Long-Term Note Principal	130,000.00
38E-289000-675	Long-Term Bond Principal	235,000.00
38E-289000-683	Long-Term Note Interest	24,105.00
38E-289000-685	Long-Term Bond Interest	90,663.50
	Total Debt Retirement (600)	479,768.50
	Total Other Long-Term General Obligation Debt (289000)	479,768.50
<b>Total Expenditure Accounts for Fund 38</b>		
	Total for 38E (000000)	529,768.50






# Kaukauna Area

## FY 2014-2015 Annual Report (PI-1505)

39B

### Fund 39 Referendum Approved Debt Service Fund - Balance Sheet Accounts

Account	Description	Beginning of Year	End of Year
<b>700000 Assets</b>			
39B-711000	Cash	134,650.00	99,700.00
	Total Assets (700000)	134,650.00	99,700.00
<b>900000 Fund Equity</b>			
39B-936320	Restricted for Other Debt Service Retirement	134,650.00	99,700.00
	Total Fund Equity (900000)	134,650.00	99,700.00




# Kaukauna Area

FY 2014-2015 Annual Report (PI-1505)

39R

**Fund 39 Referendum Approved Debt Service Fund - Revenue Accounts**

Account	Description	Amount
<b>200 Revenue From Local Sources</b>		
39R-000000-211	Current Property Tax Levy	2,564,350.00
	Total Taxes (210)	2,564,350.00
	Total Revenue From Local Sources (200)	2,564,350.00
<b>Total Revenue Accounts for Fund 39</b>		
	Total for 39R (000000)	2,564,350.00




# Kaukauna Area

FY 2014-2015 Annual Report (PI-1505)

39E

## Fund 39 Referendum Approved Debt Service Fund - Expenditure Accounts

Account	Description	Amount
<b>281000</b>	<b>Long-Term Capital Debt</b>	
39E-281000-675	Long-Term Bond Principal	2,330,000.00
39E-281000-685	Long-Term Bond Interest	269,300.00
	Total Debt Retirement (600)	2,599,300.00
	Total Long-Term Capital Debt (281000)	2,599,300.00
<b>Total Expenditure Accounts for Fund 39</b>		
	Total for 39E (000000)	2,599,300.00




# Kaukauna Area

## FY 2014-2015 Annual Report (PI-1505)

50B

### Fund 50 Food Service Fund - Balance Sheet Accounts

Account	Description	Beginning of Year	End of Year
<b>700000 Assets</b>			
50B-711000	Cash	47,211.62	42,661.74
50B-713200	Accounts Receivable	0.00	1,297.32
50B-715000	Due From Other Governments	5,725.70	1,789.78
50B-716100	Inventory	25,223.53	22,750.29
50B-717000	Prepaid Expenses	702.93	0.00
	<b>Total Assets (700000)</b>	<b>78,863.78</b>	<b>68,499.13</b>
<b>800000 Liabilities</b>			
50B-811200	Accounts Payable	41,563.99	29,737.82
50B-811600	Payroll Withholdings and Benefits Payable	2,533.56	1,181.88
50B-815900	Other Deposits Payable	0.00	305.49
50B-816900	Other Deferred Revenue	30,815.92	37,273.94
	<b>Total Liabilities (800000)</b>	<b>74,913.47</b>	<b>68,499.13</b>
<b>900000 Fund Equity</b>			
50B-935100	Nonspendable Fund Balance	2,253.53	0.00
50B-938900	Assigned Fund Balance	1,696.78	0.00
	<b>Total Fund Equity (900000)</b>	<b>3,950.31</b>	<b>0.00</b>




# Kaukauna Area

## FY 2014-2015 Annual Report (PI-1505)

50R

**Fund 50 Food Service Fund - Revenue Accounts**

Account	Description	Amount
<b>200 Revenue From Local Sources</b>		
50R-000000-251	Food Sales - Pupil	665,946.11
50R-000000-259	Food Sales - Other	20,897.64
	Total Food Service Receipts (250)	686,843.75
	Total Revenue From Local Sources (200)	686,843.75
<b>600 Revenue From State Sources</b>		
50R-000000-617	Food Service State Aid	19,431.26
	Total State Aid - Categorical (610)	19,431.26
	Total Revenue From State Sources (600)	19,431.26
<b>700 Revenue From Federal Sources</b>		
50R-000000-714	Donated Commodities	73,323.86
50R-000000-717	Federal Food Service Aid	488,802.87
	Total Federal Aid - Categorical (710)	562,126.73
	Total Revenue From Federal Sources (700)	562,126.73
<b>411000 Operating Transfers From Another Fund</b>		
50R-411000-110	Transfer From General Fund	4,005.71
	Total Operating Transfers From Another Fund (411000)	4,005.71
<b>Total Revenue Accounts for Fund 50</b>		
	Total for 50R (000000)	1,272,407.45




# Kaukauna Area

## FY 2014-2015 Annual Report (PI-1505)

50E

### Fund 50 Food Service Fund - Expenditure Accounts

Account	Description	Amount
<b>253000 Operation</b>		
50E-253000-100	Salaries	32,799.07
	Total Salaries (100)	32,799.07
50E-253000-212	Retirement--Employer's Share	2,264.34
50E-253000-220	Social Security	2,450.89
50E-253000-230	Life Insurance	43.40
50E-253000-240	Health Insurance	2,334.35
50E-253000-250	Other Insurance	132.33
	Total Employee Benefits (200)	7,225.31
	Total Operation (253000)	40,024.38
<b>257000 Food Service Operation</b>		
50E-257000-310	Personal Services	680,402.98
50E-257000-320	Property Services	17,700.22
50E-257000-343	Contracted Service Travel	6,669.00
50E-257000-350	Communication	5,678.05
50E-257000-387	Payment to State	21,753.60
	Total Purchased Services (300)	732,203.85
50E-257000-410	General Supplies	464,939.11
50E-257000-440	Non-Capital Equipment	4,942.74
	Total Non-Capital Objects (400)	469,881.85
50E-257000-550	Equipment Additions	6,927.02
50E-257000-570	Equipment Rental	2,798.00
	Total Capital Objects (500)	9,725.02
50E-257000-940	Dues and Fees	24,522.66
	Total Other Objects (900)	24,522.66
	Total Food Service Operation (257000)	1,236,333.38
<b>Total Expenditure Accounts for Fund 50</b>		
	Total for 50E (000000)	1,276,357.76




# Kaukauna Area

FY 2014-2015 Annual Report (PI-1505)

60B

## Fund 60 Agency Fund - Balance Sheet Accounts

Account	Description	Beginning of Year	End of Year
<b>700000 Assets</b>			
60B-711000	Cash	18,067.24	16,227.76
	Total Assets (700000)	18,067.24	16,227.76
<b>800000 Liabilities</b>			
60B-814000	Due to Student Organizations	18,067.24	16,227.76
	Total Liabilities (800000)	18,067.24	16,227.76



# Kaukauna Area


## FY 2014-2015 Annual Report (PI-1505)

72B

### Fund 72 Private Purpose Trust Fund - Balance Sheet Accounts

Account	Description	Beginning of Year	End of Year
<b>700000 Assets</b>			
72B-711000	Cash	818.71	0.07
72B-712000	Investments	168,903.89	163,000.68
	Total Assets (700000)	169,722.60	163,000.75
<b>800000 Liabilities</b>			
72B-819000	Other Fund Liabilities	818.71	0.00
	Total Liabilities (800000)	818.71	0.00
<b>900000 Fund Equity</b>			
72B-936900	Restricted Fund Balance	168,903.89	163,000.75
	Total Fund Equity (900000)	168,903.89	163,000.75






# Kaukauna Area

FY 2014-2015 Annual Report (PI-1505)

72R

## Fund 72 Private Purpose Trust Fund - Revenue Accounts

Account	Description	Amount
<b>200 Revenue From Local Sources</b>		
72R-000000-280	Earnings - Investments	19.87
	Total Earnings on Investments (280)	19.87
	Total Revenue From Local Sources (200)	19.87
<b>Total Revenue Accounts for Fund 72</b>		
	Total for 72R (000000)	19.87



# Kaukauna Area

FY 2014-2015 Annual Report (PI-1505)

72E

## Fund 72 Private Purpose Trust Fund - Expenditure Accounts

Account	Description	Amount
<b>420000 Fiduciary Fund Expenditures</b>		
72E-420000-991	Trust Fund Disbursements	5,923.01
	Total Other Objects (900)	5,923.01
	Total Fiduciary Fund Expenditures (420000)	5,923.01
<b>Total Expenditure Accounts for Fund 72</b>		
	Total for 72E (000000)	5,923.01




# Kaukauna Area

FY 2014-2015 Annual Report (PI-1505)

73B

## Fund 73 Employee Benefit Trust Fund - Balance Sheet Accounts

Account	Description	Beginning of Year	End of Year
<b>700000 Assets</b>			
73B-711000	Cash	2,627,261.15	1,298,557.84
73B-717000	Prepaid Expenses	66,106.74	0.00
	Total Assets (700000)	2,693,367.89	1,298,557.84
<b>800000 Liabilities</b>			
73B-811200	Accounts Payable	0.00	259,465.00
73B-816900	Other Deferred Revenue	0.00	6,168.51
	Total Liabilities (800000)	0.00	265,633.51
<b>900000 Fund Equity</b>			
73B-936900	Restricted Fund Balance	2,693,367.89	1,032,924.33
	Total Fund Equity (900000)	2,693,367.89	1,032,924.33



# Kaukauna Area

FY 2014-2015 Annual Report (PI-1505)

73R

**Fund 73 Employee Benefit Trust Fund - Revenue Accounts**

Account	Description	Amount
<b>200 Revenue From Local Sources</b>		
73R-000000-280	Earnings - Investments	5,928.75
	Total Earnings on Investments (280)	5,928.75
	Total Revenue From Local Sources (200)	5,928.75
<b>900 Other Revenue</b>		
73R-000000-952	Plan Member Contributions - OPEB	44,914.11
73R-000000-957	Unrealized Gains on Investments	15,287.16
	Unknown	60,201.27
	Total Other Revenue (900)	60,201.27
<b>Total Revenue Accounts for Fund 73</b>		
	Total for 73R (000000)	66,130.02



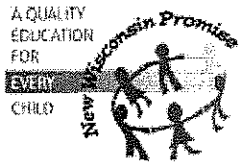
# Kaukauna Area

## FY 2014-2015 Annual Report (PI-1505)

73E

### Fund 73 Employee Benefit Trust Fund - Expenditure Accounts

Account	Description	Amount
<b>420000 Fiduciary Fund Expenditures</b>		
73E-420000-991	Trust Fund Disbursements	1,448,318.67
73E-420000-994	Trust Fund Disbursements - Implicit Rate Subsidy	259,465.00
73E-420000-998	Unrealized Losses on Investments	18,789.91
	Total Other Objects (900)	1,726,573.58
	Total Fiduciary Fund Expenditures (420000)	1,726,573.58
<b>Total Expenditure Accounts for Fund 73</b>		
	Total for 73E (000000)	1,726,573.58




# Kaukauna Area

FY 2014-2015 Annual Report (PI-1505)

80B

## Fund 80 Community Service Fund - Balance Sheet Accounts

Account	Description	Beginning of Year	End of Year
<b>700000 Assets</b>			
80B-711000	Cash	-613.35	557.32
80B-717000	Prepaid Expenses	613.35	0.00
	Total Assets (700000)	0.00	557.32
<b>800000 Liabilities</b>			
80B-811200	Accounts Payable	0.00	203.77
80B-811600	Payroll Withholdings and Benefits Payable	0.00	25.05
80B-815900	Other Deposits Payable	0.00	328.50
	Total Liabilities (800000)	0.00	557.32




# Kaukauna Area

FY 2014-2015 Annual Report (PI-1505)

80R

## Fund 80 Community Service Fund - Revenue Accounts

Account	Description	Amount
<b>200 Revenue From Local Sources</b>		
80R-000000-211	Current Property Tax Levy	79,373.00
	Total Taxes (210)	79,373.00
	Total Revenue From Local Sources (200)	79,373.00
<b>Total Revenue Accounts for Fund 80</b>		
	Total for 80R (000000)	79,373.00



# Kaukauna Area


## FY 2014-2015 Annual Report (PI-1505)

80E

### Fund 80 Community Service Fund - Expenditure Accounts

Account	Description	Amount
<b>240000 School Building Administration</b>		
80E-240000-381	Payment to Municipality	50,611.15
	Total Purchased Services (300)	50,611.15
	Total School Building Administration (240000)	50,611.15
<b>253000 Operation</b>		
80E-253000-100	Salaries	19,547.15
	Total Salaries (100)	19,547.15
80E-253000-212	Retirement--Employer's Share	1,348.87
80E-253000-220	Social Security	1,431.15
80E-253000-230	Life Insurance	85.28
80E-253000-240	Health Insurance	6,299.02
80E-253000-250	Other Insurance	50.38
	Total Employee Benefits (200)	9,214.70
	Total Operation (253000)	28,761.85
<b>Total Expenditure Accounts for Fund 80</b>		
	Total for 80E (000000)	79,373.00





# Kaukauna Area

## FY 2014-2015 Annual Report (PI-1505)

08B

### General Long-Term Obligation Accounts

Account	Description	Beginning of Year	End of Year
<b>800000 Liabilities</b>			
08B-842100	Long-Term Notes Payable	2,300,000.00	2,120,000.00
08B-842300	Long-Term Bonds Payable	8,995,000.00	6,430,000.00
08B-842600	Capital Leases Payable	1,122.60	1,122.60
	<b>Total Liabilities (800000)</b>	<b>11,296,122.60</b>	<b>8,551,122.60</b>